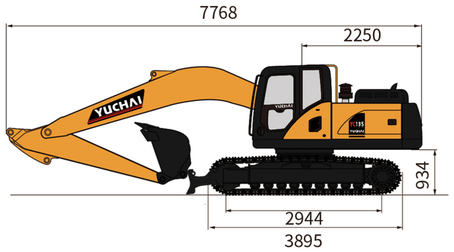


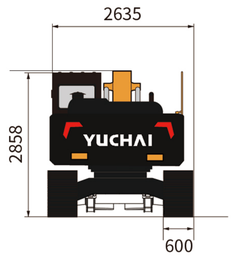


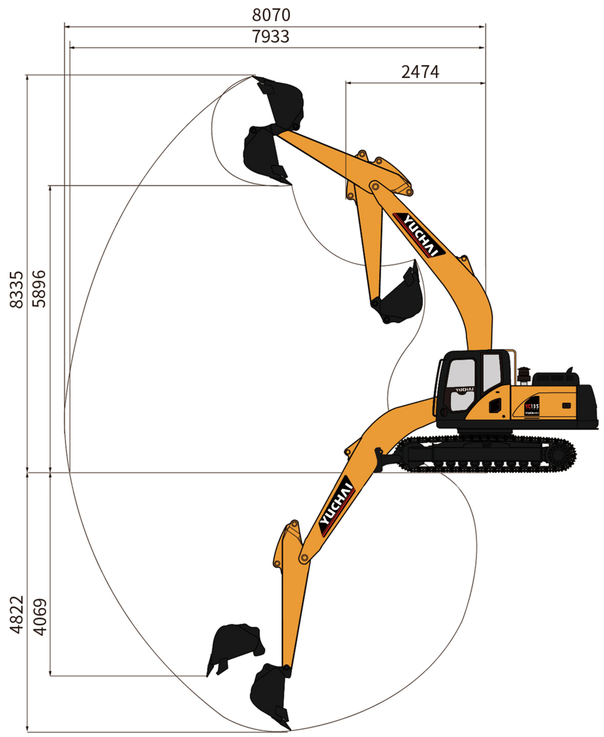


## YC135 Technical Specification

| | |
|---|---|
| **Basic parameters** | |
| Machine weight | 14580 kg (with dozer blade) |
| Bucket capacity | 0.52 $m^3$ |
| Width of bucket | 1034 mm |
| **Performance parameters** | |
| Engine model | Yuchai YCF36 |
| Emission Standard | Euro V |
| Engine power | 90kW/2200rpm |
| Max. Gradeability | 35 ° |
| Max. digging force of arm | 75.8 kN |
| Max. digging force of bucket | 106 kN |
| Traveling speed | 3.1/5.0 km/h |
| Max. hauling force | 121 kN |
| Slewing speed of platform | 10~13 rpm |
| **Operating parameters** | |
| Max. digging height | 8335 mm |
| Max. digging depth | 4822 mm |
| Max. digging radius | 8070 mm |
| Max. digging radius on ground level | 7933 mm |
| Max. dumping height | 5896 mm |
| Min. slewing radius | 2474 mm |
| Max. vertical digging depth | 4069 mm |
| **Transportation dimension** | |
| Overall length | 7768 mm |
| Overall width | 2635 mm |
| Overall height | 2858 mm |
| **Other Parameters** | |
| Width of undercarriage | 2600 mm |
| Length of track | 3689 mm |
| Width of track | 600 mm |
| Minimum ground clearance | 442 mm |
| Height between platform and ground | 934 mm |
| Platform tail turning radius | 2273 mm |
| Length to center of rollers | 2000 mm |
| Fuel tank capacity | 270 L |
| Hydraulic oil tank capacity | 105 L |
| Track gauge | 2944 mm |
| Working Pressure | 34.3 Mpa |
| Flow rate | 235 L/Min |
| AUX1 Pressure/ Flow rate | 34.3 Mpa / 117 L/Min |
| Arm length（standard/longer） | 2250 mm |
| Boom length | 4600 mm |
| Maximum Bulldozer Lift | 473 mm |

Specifications are subject to change without prior notice .

**GUANGXI YUCHAI EQUIPMENT TECHNOLOGY CO. , LTD.**
Address: Yuchai Engineering Machinery Industry Center, Luchuan, Guangxi,China
Email: dig@yuchai.com,ychi-export@yuchai.com | Website: www.yuchaicm.com
Tel: +86-775-3223503 | Fax: +86-775-3223503

Facebook

YUCHAI
YUCHAI EQUIPMENT

# EXCAVATOR

Machine weight : 14580 kg(with dozer blade) | Engine model : Yuchai YCF36
Bucket capacity: 0.52 $m^3$ | Engine power : 90kW/2200rpm
Overall dimensions (L x W x H): 7768mm x 2635mm x 2858 mm

# YC135

# YC 135

## The most comprehensive product range for medium and mini. excavators in China.

- Yuchai, the creator of China's first mini excavator (Model WY4, 1989) and a professional manufacturer of construction machinery, presents its highly durable YC135 excavator.
- YC135, a classic model of Yuchai, has now been upgraded to its 10th generation, delivering outstanding operational comfort and reliability.

YUCHAI

# YC 135-EXCAVATOR

As a flagship model from Yuchai, the **YC135** Excavator delivers outstanding stability and comprehensive performance in its class. Built with a customized power system and advanced technologies like dual-pump confluence and flow regeneration, it ensures high efficiency in heavy-duty tasks such as rock excavation and crushing, while enabling flow recycling during light-load operations for fuel savings. Ideal for long-duration continuous construction, it combines productivity with economy to conquer all working conditions.

Equipped with a specially customized engine for the **YC135** by Yuchai, **with Euro V emission**, accurately meeting the market access requirements of different countries and regions.

Adopts a urea-free design, greatly simplifying daily operation and maintenance processes, and ensuring more convenient use.

Equipped with the largest fuel tank capacity in its class, its endurance meets the continuous operation demand of 3 shifts, reducing refueling frequency and significantly improving overall construction efficiency.

The working device is made of high-quality cast steel components. Compared with ordinary welded parts, it features higher structural strength, stronger wear resistance, a 3 -fold extended service life, and reliability far exceeding industry standards.

Equipped with the **YCXJ** Engine Response Control System, it achieves rapid power response while ensuring stable speed output, delivering excellent operational efficiency and stability.

The hydraulic system is equipped with **dual-pump confluence** and flow regeneration functions, which are automatically and perfectly implemented according to operational needs. This increases operational efficiency by **30%**, reduces energy consumption, minimizes system heating, and extends the service life of hydraulic components.

1 Optional hydraulic quick coupler, it allows one-click switching of attachments such as breakers, grapples, buckets, and hydraulic shears in the cab without manual pin disassembly, bringing multiple core values to construction scenarios.

2 Boasts the maximum digging force among models in the same class, easily overcoming various complex working conditions and completing operational tasks efficiently.

Distributor



Pump



Traveling motor

Slewing motor

## Outstanding Hydraulic Design

| Standard arm delivers **75.8 kN** kN of digging force.
| Operating pressure of **34.3** Mpa with max.
| Flow rate of **235** L/min.
| Key specs: **0.52** $m^3$ bucket.
| **10~13** rpm swing .
| **106** kN bucket force.

# Premium Cab

## Where safety meets comfort

The cab is **ROPS** certified, which can effectively protect the operator in case of emergency.

1 The all-new cab adopts automotive-grade integrated molding technology, achieving dual upgrades in texture and strength. Its large size and spacious interior ensure greater comfort during long-term operation. The interior is professionally designed with ergonomics. The reasonable layout of levers and switches ensures natural and comfortable operation, effectively reducing fatigue.

- Standard-equipped with one-key start, enabling convenient operation and stable start-stop, enhancing the driving experience.
- The seat and control box positions can be independently adjusted to adapt to operators of different body types or sitting postures.

2 A rearview camera transmits real-time rear images to the high-definition display in the cab, providing comprehensive protection for construction in terms of safety, efficiency, and equipment protection.

- A 7-inch color LED display clearly shows the machine status in real-time.





Rational Operation Layout

7-inch color LED display

Spacious and comfortable cabin

# Simple and Convenient Maintenance

- The left and right side doors are improved to side-opening type, providing a larger opening space for more convenient maintenance operations.
- All filters are externally mounted, making replacement easily accessible.
- Adopts a central distribution box with integrated installation of fuses and relays, ensuring convenient maintenance and high reliability.
- Equipped with a central lubrication system, an intelligent maintenance solution replacing the traditional manual single-point lubrication. It achieves precise lubrication, extends component service life, and provides multiple guarantees for stable equipment operation, cost reduction, and efficiency improvement.
- The cloth-reinforced rubber hoses in the return oil circuit are upgraded to crimped rubber hoses, eliminating hose clamps, preventing leakage and freezing cracking, and improving durability.

- The engine throttle is directly controlled by a computer, eliminating the throttle motor and reducing fault points.

09 Arm Holding valve



10 Grease Distributor

11 Boom Holding Valve

01 Coolant

02 DEF Tank Assembly

03 Air filter

04 Electrical Control Cabinet

05 Hydraulic Oil Guage



06 Hydraulic Main Pump

07 Pre-filter

08 Main Fuel Filter

# Equipment

- Standards and requirements for special equipment vary by country.
- For more details on equipment options, please feel free to contact us.

| Component Part | Description | Standard | Optional |
|---|---|---|---|
| Cabin | LCD instrument | • | |
| | AM/FM-Radio with Bluetooth | • | |
| | Cup holder | • | |
| | Fabric mechanical suspension seats | • | |
| | Fabric air suspension seats | | • |
| | Air conditioning | • | |
| | FOPS | | • |
| | ROPS | • | |
| | Front windshield wipers | • | |
| | Rearview mirrors | • | |
| | Rear camera | • | |
| | Cigarette lighter | • | |
| Working device | Hydraulic quick connnector | | • |
| | Tilting coupler | | • |
| | Tiltrotator | | • |
| | 600 mm bucket | | • |
| | 1034 mm bucket | • | |
| | 1200 mm bucket | | • |
| | 1600 mm bucket | | • |
| | 2250 mm standard arm | • | |
| | 2650 mm longer arm | | • |
| | Hammer lines | • | |
| | Hydraulic hammer | | • |
| | Auger | | • |
| | Thumb | | • |
| | Boom holding valve | • | |
| | Arm holdding valve | • | |
| Tracks | 500 mm steel track | | • |
| | 600 mm steel track | • | |
| | 600 mm rubber track | | • |
| | 700 mm steel track | | • |
| Hydraulic system | Traveling alarm | | • |
| | Left & right proportional joysticks | • | |
| | Negative Flow Control (System) | • | |
| | ISO/SAE switch | | • |
| | AUX1 | • | |
| | AUX2 | | • |
| | AUX1 Adjustable pressure | • | |
| | AUX1 & AUX2 Adjustable flow | | • |
| | Hydraulic quick coupler pipes | • | |
| | Hydraulic quick coupler | | • |
| Lighting | 2 LED work lights at the front | • | |
| | Rear LED work light | • | |
| | 1 boom LED work light | • | |
| Others | Electric fuel pump | • | |
| | Automatic lubricating system | • | |

YC135 Max. digging radius-8070 mm (without quick coupler)

## Standard Arm's Digging Force: 75.8 kN (market-leading performance)

- **Dual-arm versatility:** Standard/extended arm can meet the needs of different working conditions.
- **Key specs:** 0.52 $m^3$ bucket | 10~13 rpm swing | 106 kN bucket digging force.
- **Robust construction:** The heavy-duty machine structure, engineered for China's demanding applications, handles North American and European job sites with ease.

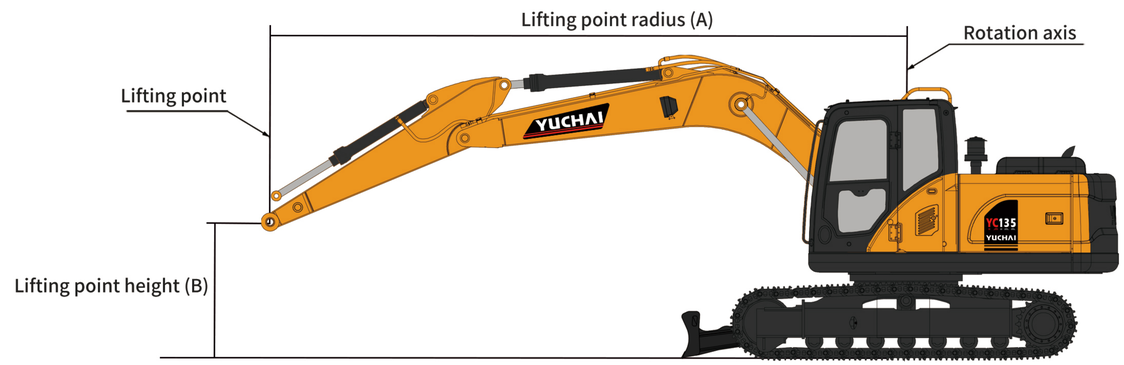


| YC135 Lifting Capacity Form(Unit=kg) | | | | | | | | | | | | |
|---|---|---|---|---|---|---|---|---|---|---|---|---|
| Radius | 2.0 m | | 3.0 m | | 4.0 m | | 5.0 m | | 6.0 m | | Maximum Arm Reach Lifting Capacity | |
| Height (m) | | | | | | | | | | | | |
| 6.0 m | — | — | — | — | — | — | *3180 | *3180 | — | — | *3110 | *3110 |
| 5.0 m | — | — | — | — | — | — | *3250 | *3250 | — | — | *2920 | 2830 |
| 4.0 m | — | — | — | — | *3730 | *3730 | *3430 | 3500 | *3270 | 2690 | *2850 | 2480 |
| 3.0 m | — | — | *5600 | *5600 | *4360 | *4360 | *2620 | 3420 | *3400 | 2650 | *2870 | 2290 |
| 2.0 m | — | — | — | — | *5060 | 4510 | *4120 | 3330 | 3660 | 2610 | 3050 | 2190 |
| 1.0 m | — | — | — | — | *5600 | 4360 | 4690 | 3250 | 3610 | 2560 | 3020 | 2170 |
| 0 m | — | — | *5130 | *5130 | *5850 | 4270 | 4620 | 3190 | 3570 | 2530 | 3090 | 2210 |
| -1.0 m | *2580 | *3690 | *7340 | 6380 | *5810 | 4230 | 4580 | 3160 | 3550 | 2510 | 3290 | 2340 |
| -2.0m | *6410 | *6410 | *7040 | 6410 | *5470 | 4240 | 4590 | 3160 | — | — | 3680 | 2600 |
| -3.0m | *7830 | *7830 | *6040 | *6040 | *4740 | 4280 | *3590 | 3210 | — | — | *3420 | 3120 |

### Notices

1.The lifting capacity calculation is based on ISO10560 and SAEJ1097 standards; the limit coefficient of hydraulic system is 0.87, and the tipping limit coefficient is 0.75.
2.The number marked with * means that it was restricted by the hydraulic system, and the number without * mark means that it was restricted by the stability.
3.The lifting point is the front support hole of the stick. It is not included the weight of the bucket and bucket cylinder. If additional accessories (such as bucket, cylinder, etc.) are added, it shall be deducted from the above lifting weight.